



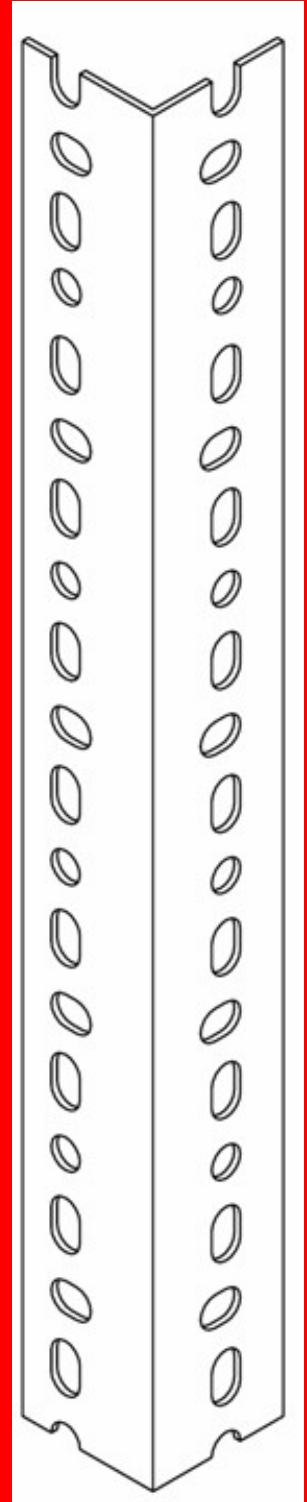

SLOTTED ANGLE SHELVING

Dexion Slotted Angle is one of the most comprehensive and versatile construction systems of its kind. A wide range of angle sizes and useful accessories means that you can construct all kinds of factory, workshop and warehouse equipment. The range of Slotted Angle sizes enables you to design and build units and structures to meet exact specifications for size and strength.

Assembly is quick and simple. The framework is assembled by bolting together lengths of angle; accessories are fitted just as easily. The final unit can be readily modified - or completely dismantled and the components reused.



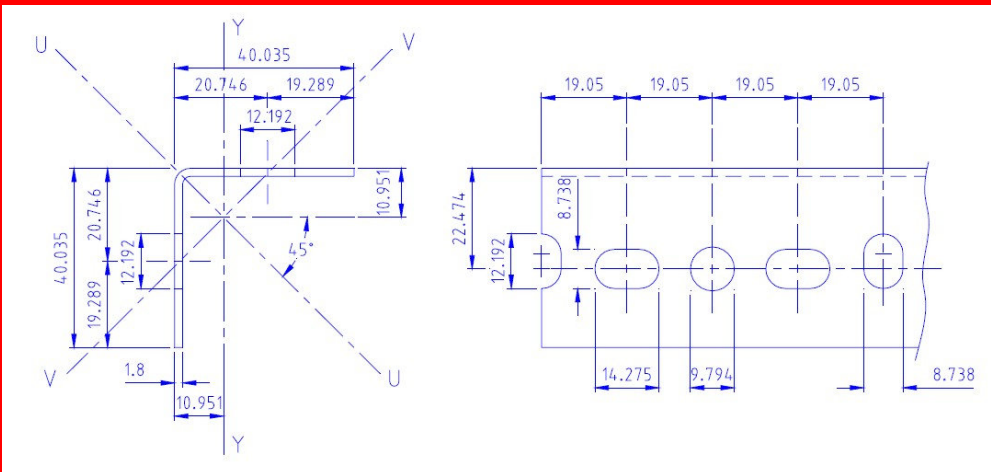
Design it, Cut it, and Build it!



Shelf Sizes Available

Length (L-R)	914mm					
Depth (F-B)	305mm	381mm	457mm	610mm	762mm	914mm
Max Load (UDL)						
Height	1829mm	2134mm	2438mm	3048mm	-	-

Note: Heights given above are preferred lengths; angles may be cut to suit.



Cape Province: 021 552 0220

Gauteng Province: 0843582933